




## BYD • YUAN PLUS



## PRODUCT DETAILS

000




## EXTERIOR COLOR OPTIONS

000




Red




White



Grey



Green



Blue

## BODY SIZE

000



## PARAMETER

000

Essential information	430KM	430km plus	510km	510km plus
Energy type	Pure electric	Pure electric	Pure electric	Pure electric
CLTC pure electric battery life [km]	430	430	510	510
Fast charge time [h]	0.5	0.5	0.5	0.5
Fast charging capacity is [%]	30-80	30-80	30-80	30-80
Slow charge time [h]	7.13	7.13	8.64	8.64
Electric motor [Ps]	204	204	204	204
Gear-box		1 gear fixed tooth ratio		
Length * width * height [mm]	4455*1875*1615	4455*1875*1615	4455*1875*1615	4455*1875*1615
Bodywork		A 5-door, 5-seat SUV		
Max. vehicle speed [km/h]	160	160	160	160
Official 0-100 km/h Accelerated [s]	7.3	7.3	7.3	7.3
Body of car				
Length [mm]	4455	4455	4455	4455
Width [mm]	1875	1875	1875	1875
Altitude [mm]	1615	1615	1615	1615
Wheel base [mm]	2720	2720	2720	2720
Front track [mm]	1575	1575	1575	1575
Rear track [mm]	1580	1580	1580	1580
Number of doors	5	5	5	5
Seating	5	5	5	5
Approach angle [°]	19	19	19	19
Departure angle [°]	24	24	24	24
Full load minimum ground clearance [mm]	150	150	150	150
Official trunk volume [L]	434-1338	434-1338	434-1338	434-1338
Curb weight [kg]	1625	1625	1690	1690
Full-load mass [kg]	2000	2000	2065	2065
Electric motor				
Number of driving motors		Single motor		
Motor layout		prepose		
Motor type		Permanent magnet synchronization		
Total motor power [kW]	150	150	150	150
Total motor horsepower [Ps]	204	204	204	204
Total motor torque [N·m]	310	310	310	310
Maximum power of the front motor [kW]	150	150	150	150
Maximum torque of the front motor [N·m]	310	310	310	310
Battery				
Battery type		Lithium iron phosphate battery		
Battery brand	Verdi	Verdi	Verdi	Verdi
Battery temperature management		• blue heating • liquid cooling		
CLTC pure electric battery life [km]	430	430	510	510
Battery level [kWh]	49.92	49.92	60.48	60.48
Battery energy density [Wh / kg]	140	140	150	150
Power consumption of 100km [kWh / 100 km]	12.2	12.2	12.5	12.5
Vehicle charging port		• slow filling • fast filling mouth		
Slow filling position		• car right front side		
Fast filling position		• car right front side		
Fast charging power [kW]	70	70	80	80
Fast charge time [min]	30	30	30	30
Fast charge time [h]	0.5	0.5	0.5	0.5
Fast charging capacity is [%]	30-80	30-80	30-80	30-80
Slow charge time [h]	7.13	7.13	8.64	8.64
Charging gun with the car	•	•	•	•
External discharge function				
External discharge power	• 3.3kW	• 3.3kW	• 3.3kW	• 3.3kW
Gear-box				
Transmission description		Electric vehicle single-speed transmission		
Transmission type		Fixed tooth ratio		
Block digits	1	1	1	1
Chassis steering				
Drive form		Front-engine		
Four-wheel drive form	-	-	-	-
Front suspension type		McPherson type independent suspension		
Rear suspension type		Multi-link-type independent suspension		
Power type		Electric power		
Car body structure		Carrying type		
Wheel brake				
Front Brake Type		• Ventilation Disc		
Rear brake type		• solid disk type		
Front tire specifications	• 215/60 R17	• 215/60 R17	• 215/60 R17	• 215/55 R18
Rear tire specifications	• 215/60 R17	• 215/60 R17	• 215/60 R17	• 215/55 R18
Place the spare tire	-	• spare tire	-	-
Security configuration				
ABS anti-lock	•	•	•	•
Braforce Distribution (EBD / CBC )	•	•	•	•
Brake Assist (BA / EBA / BAS)	•	•	•	•
Traction control (ASR / TCS / TRC)	•	•	•	•
Body stability control (ESP / DS C/VSC)	•	•	•	•
The seat belt is not reminded		• first row		• whole car
Tire pressure monitoring		• tire pressure display		
Main driver airbag	•	•	•	•
Passenger airbag	•	•	•	•
The first row of side airbags	•	•	•	•
The second row of side airbags	-	-	-	-
Side safety curtain	-	•	-	•
Child seat interface	•	•	•	•
Auxiliary configuration				
Front parking radar	-	•	-	•
Rear parking radar	-	•	-	•
Open the door collision warning	-	•	-	•
Driving assistance images	• reversing image	• 360 panoramic image	• reversing image	• 360 panoramic image
Chassis perspective				
Cruise system	• cruise at fixed speed	• Full-speed adaptive cruise • movement • economy • Standard / comfort	• cruise at fixed speed	• Full-speed adaptive cruise
Driving mode selection				
Automatic parking	-	•	-	-
Remote parking	•	•	•	•
Uphill assist	•	•	•	•
The steep slope assist (BSM)	•	•	•	•
Connecallel Assist (LDWS)	-	-	-	-
Lane-keeping (LKAS)	-	•	-	•
The lane is held in the center	-	•	-	•
Road traffic sign identification	-	•	-	•
Forward collision warning	-	•	-	•
Rear collision warning	-	-	-	•
Active brake	-	•	-	•
Driver assistance level	-	• L2	-	• L2
Millimeter-wave radar	-	• 1	-	• 3
Ultrasonic radar	After • 4	• The first 2 / the last four	After • 4	• The first 2 / the last four
Look around the camera	-	• 4	-	• 4
Inside the camera	-	-	-	-
External configuration				
Wheel material	-	• Panoramic skylight open	-	• Panoramic skylight open
roof rack	-	• alulfer	-	•
Key type	•	• remote key • Bluetooth key • The NFC / RFID key	-	•
Keyless start	•			•
Keyless entry		• main driving		
Low-speed driving warning sound	•	•	•	•
Interior decoration				
Steering wheel material		• cortex		
Steering wheel adjustment		• Manual up and down + before and after adjustment		
Shift form		Electronic gear shift		
Multi-functional steering wheel	•	•	•	•
Driving on the computer display screen		• multicolour		
Full LCD dashboard	• 5	• 5	• 5	• 5
Instrument screen size [in.]	• 5	• LCD	• LCD	• LCD
Instrument screen material	• LCD	• LCD	• LCD	• LCD
Build-in dashcam	-	•	-	•
Mobile phone wireless charging		• first row		
Seat material		• imitation leather		
Seat style seats	•	•	•	•
Main driving seat electric adjustment		• electrical control		
Main driving seat adjustment mode		Before and after • regulation • on-back regulation • High and low adjustment		
The first passenger seat adjustment mode		Before and after • regulation • on-back regulation		
Central armrest		• first row		
Seat layout	• 2+3	• 2+3	• 2+3	• 2+3
Rear seat upside down mode		• ratio down		
The rear cup holder		• second row		
Car machine / interconnection				
Central control color screen		• Touch-controlled LCD screen		
Central control screen size [in.]	• 12.8	• 12.8	• 12.8	• 12.8
Central control screen material	• LCD	• LCD	• LCD	• LCD
Central control screen resolution [px]	• 1920 x 1080	• 1920 x 1080	• 1920 x 1080	• 1920 x 1080
Car machine system		DiLink		
Car machine chip		1 Qualcomm Snapdragon 8155		
Vehicle system memory (GB)	• 6	• 6	• 6	• 6
Vehicle-vehicle system storage (GB)	• 64	• 64	• 64	• 64
Car machine network	• 4G	• 4G	• 4G	• 4G
OTA upgrade		• Vehicle OTA		
Vehicle and machine WIFI function		• WIFI linkage • WIFI hot spot		
Car navigation map		• Gaudi		
Bluetooth / vehicle phone	•	•	•	•
Voice assistant wake-up words		• Hello, little Di		
Voice partition wake up		• main driving		
Voice-free arousal	•	•	•	•
Voice continuous recognition	•	•	•	•
Voice recognition control function		• multimedia system • navigation • telephone • air-conditioning		
Remote control function		• scuttle		• scuttle
Split screen function	•	• Door Control • vehicle started • Air Conditioning Control		
Car APP application market	•	•	•	•
Media / charging interface	• USB	• USB	• USB	• USB
Number of USB / Type-C interfaces		• 2 front row / 2 back row		
Number of speakers	• 6	• 6	• 6	• 8
Near light light source	• LED	• LED	• LED	• LED
High beam light source	• LED	• LED	• LED	• LED
LED daytime running lights	•	•	•	•
Headlight function	• time-lapse closed	• altitude mixture control • automatically open and closed	• time-lapse closed	• Adaptive near far light
Inside the car atmosphere light	-	• time-lapse closed	-	• time-lapse closed
First row of electric windows	•	• polychrome	-	• polychrome
Second-row electric window	•	•	•	•
The window is lifted with one click		• whole car		
Window anti-clamp hand function		• whole car		
External rearview mirror function	• electrical control	• Mirror heating • electric folding	• Lock the car and automatically fold	
Internal rearview mirror function	• Manual anti-glare	• Automatic anti-glare	• Manual anti-glare	• Automatic anti-glare
Inside the car make-up mirror		• Main driving + lighting lights • Copilot + lighting lights		
After the wiper	•			•
The first row of air conditioning		• Automatic air conditioning in the single-temperature zone		
The second row of air conditioning		• air outlet		
Heat pump air conditioning	•	•	•	•

Statement:

All content in this product catalog is subject to the latest real vehicle configuration, please contact the salesperson for details.

