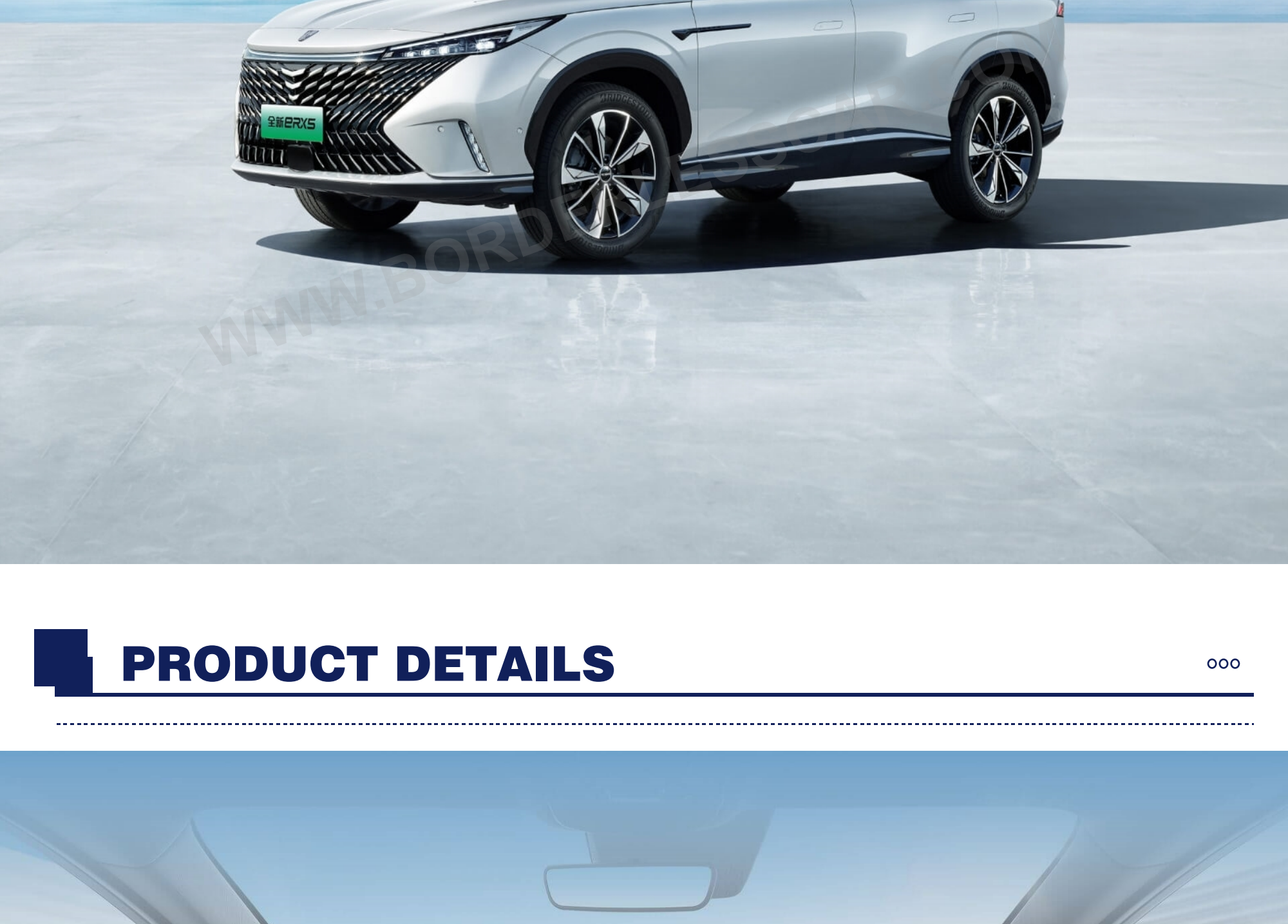


## ROEWE • eRX5




## PRODUCT DETAILS

000



## EXTERIOR COLOR OPTIONS

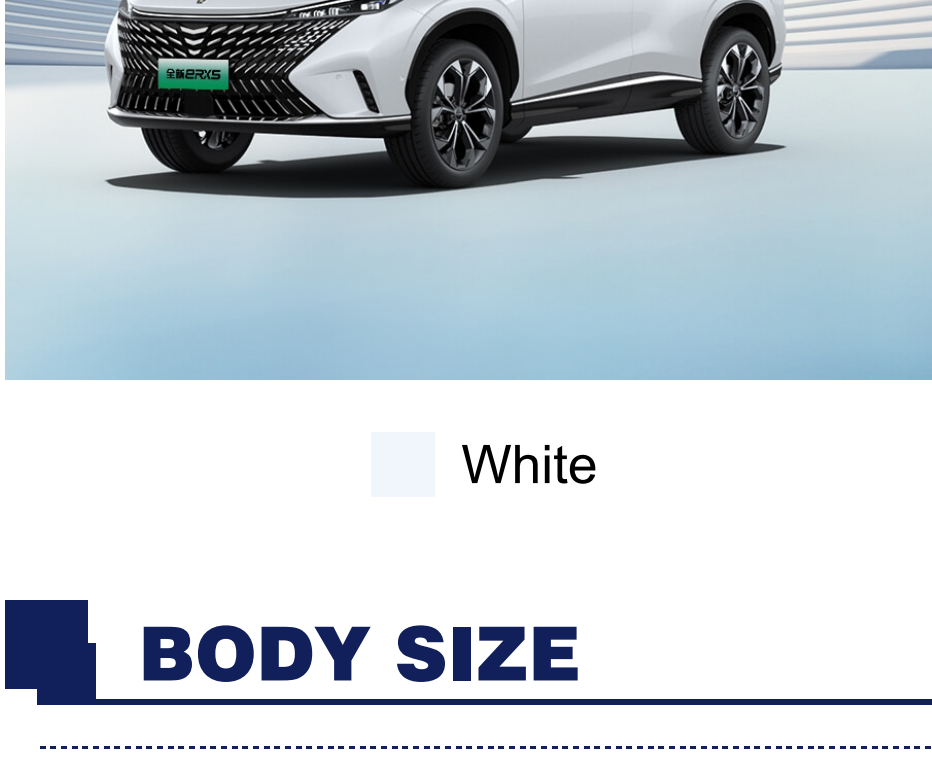
000



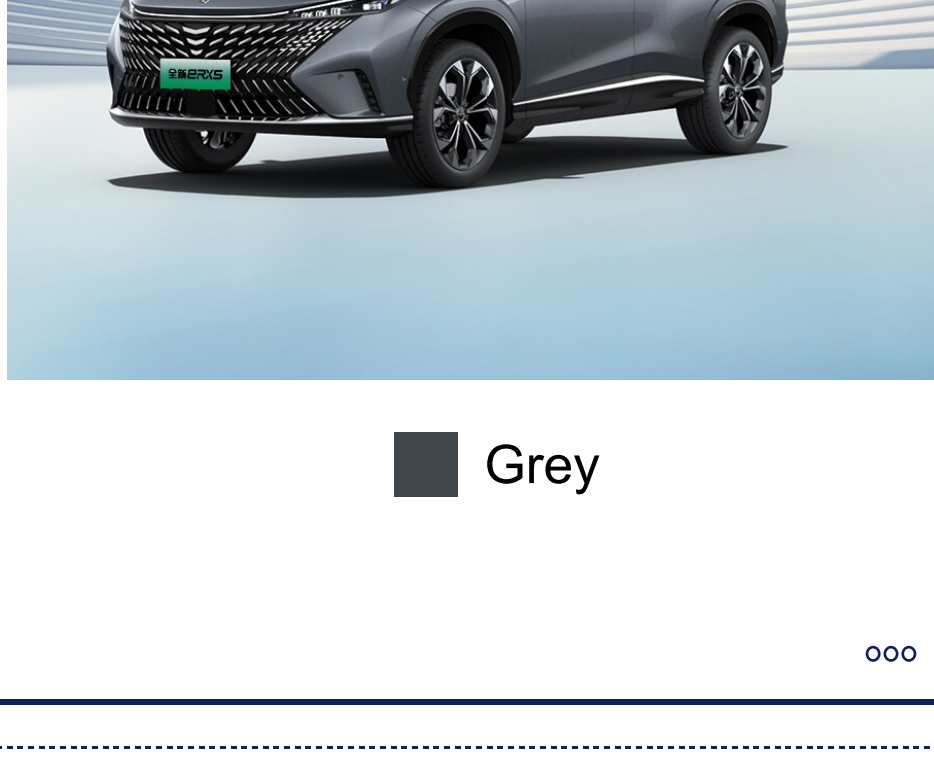
Silver



Black



White



Grey

## BODY SIZE

000



## PARAMETER

000

Fuel consumption [L/100km]		1.4		1.6	
Fuel consumption in low power state [L/100km]		6.23		4.9	
Body					
Length[mm]		4655		4571	
Width[mm]		1890		1855	
Height[mm]		1664		1719	
Wheelbase [mm]		2765		2708	
Front wheelbase [mm]		1590		1574	
Rear wheelbase [mm]		1584		1593	
Car door opening method		Swing door			
Number of doors		5			
Number of seats		5			
Approach angle [°]		19			
Departure angle [°]		28			
Fuel tank volume [L]		48		37	
Official trunk volume [L]		507-1484		537-1518	
Curb weight [kg]		1840		1771	
Full load mass [kg]		2276		2189	
Engine					
Engine model		15FDE		15E4E	
Displacement [mL]		1496		1490	
Displacement[L]		1.5	1.5	1.5	1.5
Intake form		Turbocharging			
Engine layout		Horizontal			
Cylinder arrangement		L			
Number of cylinders [number]		4			
Number of valves per cylinder [number]		4			
Air Supply		DOHC			
Maximum power [kW]		138		124	
Maximum horsepower[Ps]		188		169	
Maximum power speed [rpm]		5500-6000		5500	
Maximum torque [N·m]		300		250	
Maximum torque speed [rpm]		1500-4000		1700-4300	
Maximum net power [kW]		132		119	
fuel mark		No. 92			
Fuel supply method		Direct injection			
Cylinder head material		Aluminum alloy			
Cylinder material		Aluminum alloy			
Electric motor					
Number of drive motors		Single motor			
Motor layout		Prefix			
Motor type		Permanent magnet synchronization			
Total motor power [kW]		180		100	
Total motor horsepower [Ps]		245		136	
Motor total torque [N·m]		270		230	
Maximum power of front electric motor [kW]		180		100	
Maximum torque of front electric motor [N·m]		270		230	
System comprehensive power [kW]		-		224	
System comprehensive horsepower [Ps]		-		305	
System comprehensive torque [N·m]		570		480	
Battery/recharge					
Battery Type		Lithium iron phosphate battery			
Battery brand		Shanghai Jieixin			
Battery temperature management		● Liquid cooling		-	
WLTC pure electric range [km]		50		-	
NEDC pure electric range [km]		61		52	
NEDC comprehensive range [km]		1050		-	
Battery power [kWh]		12.3		11.1	
Electricity consumption per 100 kilometers [kWh/100km]		18		Twenty one	
Vehicle charging port		● Slow charging port			
Slow charging port location		● Rear left side of car			
Slow charging time[h]		4		3	
Gearbox					
Gearbox description		AMT (combined 10 gears)			
Gearbox type		Automatic Mechanical (AMT)			
Number of gears		10			
Chassis/steering					
Drive form		Front wheel drive			
Front suspension type		MacPherson independent suspension			
Rear suspension type		Multi-link independent suspension			
Assist type		Electric assist			
Body structure		Load-bearing			
Wheel brake					
Front brake type		● Ventilated disc type			
Rear brake type		● Solid disc type			
Parking brake type		Electronic parking			
Front tire specifications		● 225/55 R19		● 235/45R19	
Rear tire specifications		● 225/55 R19		● 235/45R19	
Spare tire		● Tire repair tool only		● No spare tire	
Active safety					
ABS anti-lock		●			
Braking force distribution (EBD/CBC, etc.)		●			
Brake assist (BA/EBA/BAS, etc.)		●			
Traction control (ASR/TCS/TRC, etc.)		●			
Body stability control (ESP/DSC/VSC, etc.)		●			
Seat belt not fastened reminder		● First row			
Tire pressure monitoring		● Tire pressure display			
Passive safety					
Main driver airbag		●			
Passenger airbag		●			
First row side airbag		●			
Side curtain airbags		-	●	●	●
Child seat interface		●			
Auxiliary/control configuration					
Front parking radar		-		●	
Rear parking radar		●			
Driving assistance images		● 360-degree panoramic image			
Cruise system		● Cruise control	● Full-speed adaptive cruise		● Cruise control
Driving mode selection		-		● Economy	
Automatic parking		●			
Hill assist		●			
Steep descent		●			
Assisted driving functions					
Lane Departure Warning (LDWS)		-	●	-	●
Lane Keeping (LKAS)		-	●	-	-
Road traffic sign recognition		-	●	-	-
forward collision warning		-	●	-	●
Active braking		-	●	-	●
Assisted driving hardware					
Driving assistance level		-	● L2	-	-
Ultrasonic radar		-	● The last 4	-	● First 4/Last 4
Front sensing camera type		-	● Monocular	-	● Monocular
Environment aware camera		-	● 1	-	● 1
Surround camera		● 4			
External configuration					
Skylight type		● Panoramic sunroof can be opened			
Rim material		● Aluminum alloy			
Roof rack		●			
Key type		● Remote key ● Bluetooth key			
Keyless start		●			
Keyless entry		● First row			
Hidden electric door handle		●		-	-
Electric tailgate		-	●	●	-
Tailgate position memory		-	●	●	-
Low speed driving warning sound		●			
Internal configuration					
Steering wheel material		● Cortex	● Genuine leather		
Steering wheel adjustment		● Manual up and down + front and rear adjustment			
Shift pattern		Electronic gear shift			
Multifunction steering wheel		●			
Trip computer display		● Color			
Full LCD instrument panel		●			
Instrument screen size [inches]		● 12.3	-	-	● 12.3
Built-in driving recorder		-	●	●	-
Mobile phone wireless charging		-	-	-	● First row
Seat configuration					
Seat material		● Cortex		● Imitation leather	
Sports style seats		-			
Electric driver's seat adjustment		● Electric adjustment			
Passenger seat electric adjustment		-	● Electric adjustment		
Driver's seat adjustment method		● Front and rear adjustment ● Backrest adjustment ● Height adjustment (2-way)			● Front and rear adjustment ● Backrest adjustment ● Height adjustment (2-way) ● Waist adjustment (2-way)
Passenger seat adjustment method		● Fore and aft adjustment ● Backrest adjustment			
First row seat functions		-	● Heating	-	● Heating
Second row seat adjustment method		● Backrest adjustment			
Center armrest		● First row	● First row ● Second row		
Seat layout		● 2+3			
Rear seat folding method		● Scale down			
Rear cup holder		● Second row			
Car/Internet					
Central control color screen		● Touch LCD screen			
Central control screen size [inch]		● 12.3		● 27	● 14.1
Vehicle system		Venus Intelligent System		Luoshen Intelligent Cockpit System	Zebra Intelligence
Car chip		-		Qualcomm Snapdragon 8155	-
Vehicle-to-machine network		● 4G			
Media/entertainment					
Car APP application market		-		●	
Multimedia/charging interface		● USB ● Type-C ● SD		● USB	
Number of USB/Type-C interfaces		● 2 people in the front row/2 people in the back row		-	
Number of speakers		● 6		● 8	● 6
Light function					
Low beam light source		● LED			
High beam light source		● LED			