


CHANGAN • UNI-K iDD



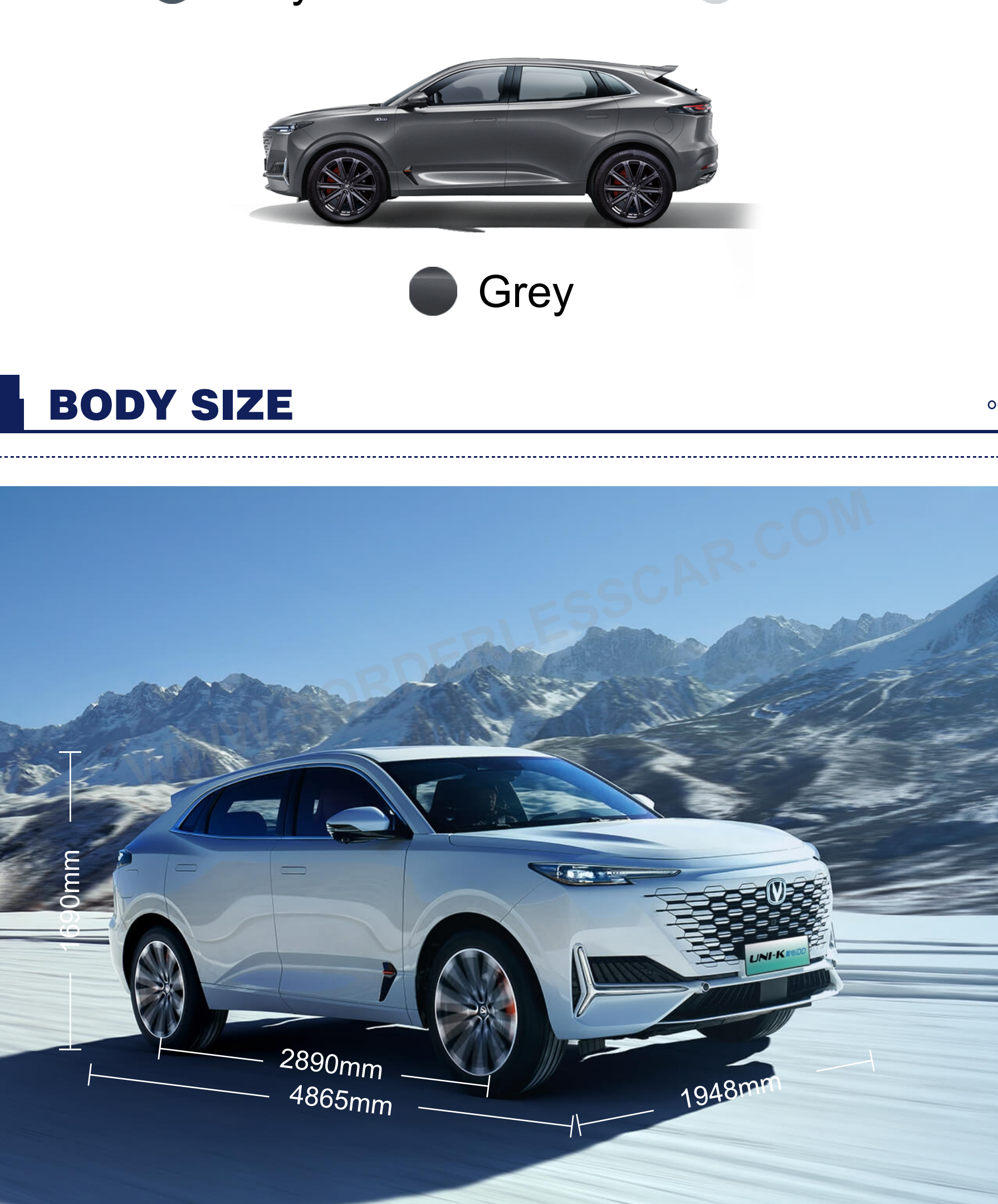
PRODUCT DETAILS

000



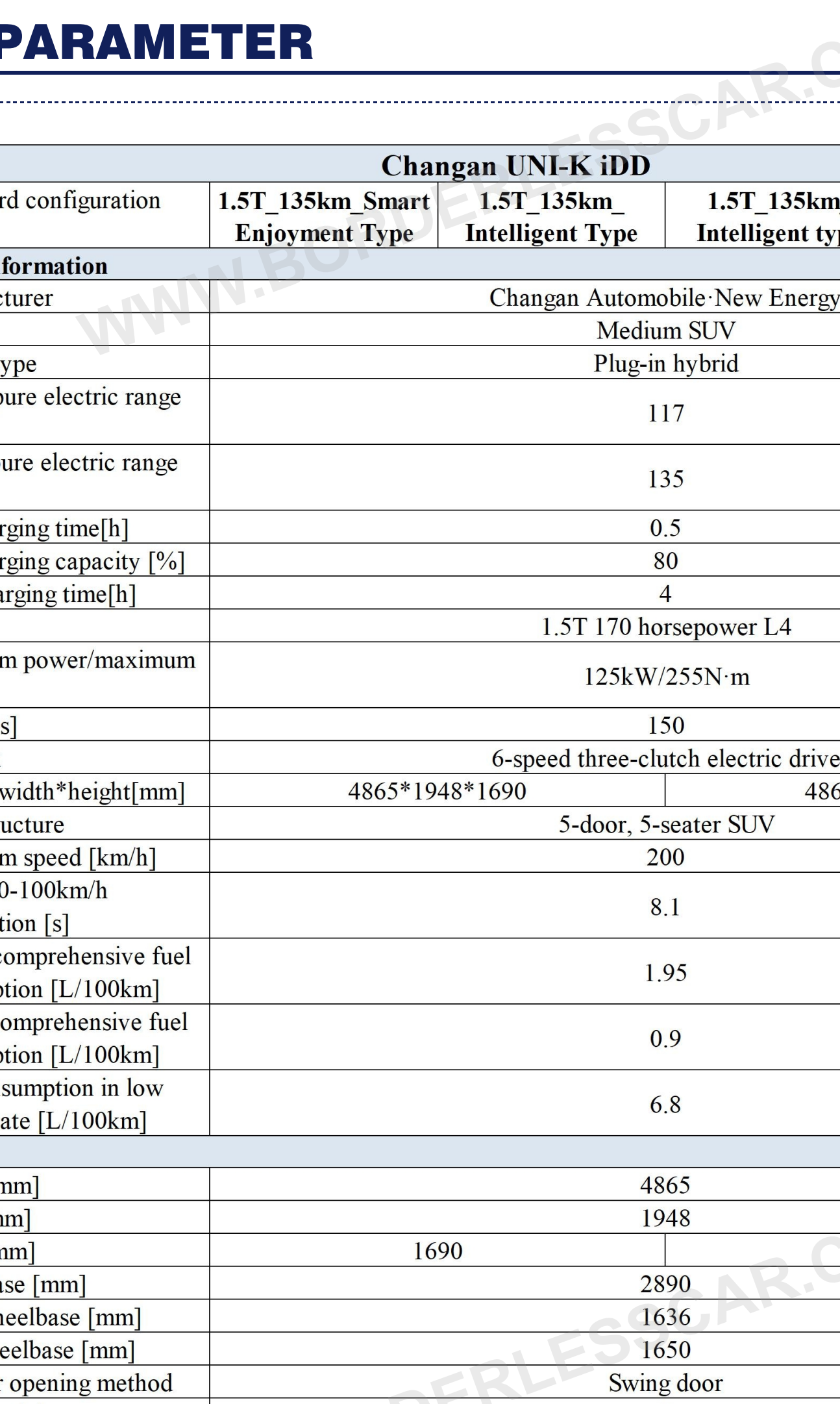
EXTERIOR COLOR OPTIONS

000



BODY SIZE

000



PARAMETER

000

Changan UNI-K iDD				
• Standard configuration - None	1.5T_135km Smart Enjoyment Type	1.5T_135km Intelligent Type	1.5T_135km Intelligent type	1.5T_135km Smart Cool Type
Basic Information				
Manufacturer	Changan Automobile·New Energy			
Level	Medium SUV			
Energy type	Plug-in hybrid			
WLTC pure electric range [km]	117			
NEDC pure electric range [km]	135			
Fast charging time[h]	0.5			
Fast charging capacity [%]	80			
Slow charging time[h]	4			
Engine	1.5T 170 horsepower L4			
Maximum power/maximum torque	125kW/255N·m			
Motor[Ps]	150			
Gearbox	6-speed three-clutch electric drive			
Length*width*height[mm]	4865*1948*1690			4865*1948*1700
Body structure	5-door, 5-seater SUV			
Maximum speed [km/h]	200			
Official 0-100km/h acceleration [s]	8.1			
WLTC comprehensive fuel consumption [L/100km]	1.95			
NEDC comprehensive fuel consumption [L/100km]	0.9			
Fuel consumption in low power state [L/100km]	6.8			
Body				
Length[mm]	4865			
Width[mm]	1948			
Height[mm]	1690			1700
Wheelbase [mm]	2890			
Front wheelbase [mm]	1636			
Rear wheelbase [mm]	1650			
Car door opening method	Swing door			
Number of doors	5			
Number of seats	5			
Approach angle [°]	19			
Departure angle [°]	27			
Minimum ground clearance with full load [mm]	157			166
Fuel tank volume [L]	53			
Official trunk volume [L]	518-1412			
Curb weight [kg]	2075			
Full load mass [kg]	2450			
Engine				
Engine model	JL473ZQ6			
Displacement [mL]	1494			
Displacement [L]	1.5			
Intake form	Turbocharging			
Engine layout	Horizontal			
Cylinder arrangement	L			
Number of cylinders [number]	4			
Number of valves per cylinder [number]	4			
Air Supply	DOHC			
Maximum power [kW]	125			
Maximum horsepower[Ps]	170			
Maximum power speed [rpm]	5500			
Maximum torque [N·m]	255			
Maximum torque [speed [rpm]	1500-4000			
Maximum net power [kW]	122			
Fuel mark	No. 92			
Fuel supply method	Direct injection			
Cylinder head material	Aluminum alloy			
Cylinder material	Aluminum alloy			
Electric motor				
Motor model	TZ270XS453			
Number of drive motors	Single motor			
Motor layout	Prefix			
Motor type	Permanent magnet synchronization			
Total motor power [kW]	110			
Total motor horsepower [Ps]	150			
Motor total torque [N·m]	330			
Maximum power of front electric motor [kW]	110			
Maximum torque of front electric motor [N·m]	330			
Battery/recharge				
Battery Type	Lithium iron phosphate battery			
Battery brand	CATL/China New Aviation			
Battery temperature management	• Low temperature heating • Liquid cooling			
WLTC pure electric range [km]	117			
NEDC pure electric range [km]	135			
Battery power [kWh]	28.4			
Electricity consumption per 100 kilometers [kWh/100km]	17.4			
Vehicle charging port	• Slow charging port • Fast charging port			
Slow charging port location	• Right rear side of car			
Fast charging port location	• Right rear side of car			
High voltage fast charging platform	• 400V platform			
Fast charging time[min]	30			
Fast charging time[h]	0.5			
Fast charging capacity [%]	80			
Slow charging time[h]	4			
Home charging pile	-			•
Car charging gun	-			•
External discharge function	-			•
External discharge power	• 3.3kW			
Gearbox				
Gearbox description	6-speed three-clutch electric drive transmission			
Gearbox type	Three-clutch electric drive			
Number of gears	6			
Chassis steering				
Drive form	Front wheel drive			
Front suspension type	MacPherson independent suspension			
Rear suspension type	Multi-link independent suspension			
Assist type	Electric assist			
Body structure	Load-bearing			
Wheel brake				
Front brake type	• Ventilated disc type			
Rear brake type	• Solid disc type			
Parking brake type	Electronic parking			
Front tire specifications	• 255/55 R19	• 255/50 R20	• 265/45R21	• 265/45R21
Rear tire specifications	• 255/55 R19	• 255/50 R20	• 265/45R21	• 265/45R21
Spare tire	• Tire repair tool only			
Active safety				
ABS anti-lock	•			
Braking force distribution (EBD/CBC, etc.)	•			
Brake assist (BA/EBA/BAS, etc.)	•			
Traction control (ASR/TCS/TRC, etc.)	•			
Body stability control (ESP/DSC/VSC, etc.)	•			
Seat belt not fastened reminder	• First row			
Tire pressure monitoring	• Tire pressure display			
Passive safety				
Main driver airbag	•			
Passenger airbag	•			
First row side airbag	•			
Side curtain airbags	•			
Child seat interface	•			
Auxiliary/control configuration				
Front parking radar	•			
Rear parking radar	•			
Reverse side warning system	•			
Door opening collision warning	•			
Driving assistance images	• 360-degree panoramic image			
Chassis perspective	•			
Cruise system	• Adaptive cruise		• Full-speed adaptive cruise	
Driving mode selection	• Customization/personalization			
Automatic reminder	-			•
Automatic parking	•			
Hill assist	•			
Steep descent	•			
Assisted driving functions				
Parallel assistance (BSM/BSL)	-			•
Lane Departure Warning (LDWS)	-			•
Lane Keeping (LKAS)	-			•
Lane centering	-			•
Road traffic sign recognition	-			•
Forward collision warning	-			•
Rear collision warning	-			•
Active braking	-			•
Assisted driving hardware				
Driving assistance level	-			• L2
Millimeter wave radar	• 1			• 3
Ultrasonic radar	• First 2/Last 4			
Front sensing camera type	-			• Monocular
Environment aware camera	-	• 1		• 3
Surround camera	-		• 4	
Car camera	-			• 2
External configuration				
Skylight type	• Panoramic sunroof can be opened			
Rim material	• Aluminum alloy			
Key type	• Remote key • Bluetooth key			
Keyless start	•			
Keyless entry	• First row			
Hidden electric door handle	•			
Electric tailgate	-			•
Tailgate position memory	-			•
Induction tailgate	-			•
Low speed driving warning sound	•			
Internal configuration				
Steering wheel material	• Genuine leather			
Steering wheel adjustment	• Manual up and down + front and rear adjustment			
Shift pattern	Electronic gear shift			
Multifunction steering wheel	•			
Trip computer display	• Color			
Full LCD instrument panel	•			
Instrument screen size [inches]	• 3.5 • 10.25 • 9.2			
Instrument screen material	• TFT			
Built-in driving recorder	•			
Mobile phone wireless charging	• First row			
Seat configuration				
Seat material	• Imitation leather			• Mixed leather/fleece material
Sports style seats	•			
Electric driver's seat adjustment	• Electric adjustment		• Electric adjustment with memory	
Passenger seat electric adjustment	-		• Electric adjustment	
Driver's seat adjustment method	• Front and rear adjustment • Backrest adjustment • Height adjustment (2-way)	• Front and rear adjustment • Backrest adjustment • Height adjustment • Waist adjustment (4-way)	• Front and rear adjustment • Backrest adjustment • Height adjustment (4-way) • Waist adjustment (4-way)	
Passenger seat adjustment method	• Fore and aft adjustment • Backrest adjustment		• Front and rear adjustment • Backrest adjustment • Waist adjustment (4-way)	
First row seat functions	• Heating • Ventilation	• Heating • Ventilation	• Heating • Ventilation • Massage (main driver)	• Heating • Ventilation • Massage (main driver)
Boss button	-			
Second row seat adjustment method	• Backrest adjustment			
Center armrest	• First row • Second row			
Seat layout	• 2+3			
Rear seat folding method	• Scale down			
Rear cup holder	• Second row			
Car/Internet				
Central control color screen	• Touch LCD screen			
Central control screen size [inch]	• 12.3			
Central control screen material	• TFT			
Multi-finger flying screen control	•			
Vehicle system	-			IMS
Car chip	SuperFast			
Vehicle-to-machine network	• 4G			
Media entertainment				
Car APP application market	•			
Multimedia/charging interface	• USB • Type-C			
Number of USB/Type-C interfaces	• 2 people in the front row/2 people in the back row			
audio brand	• SONY Sony			
Number of speakers	• 7		• 14	• 14
Light function				
Low beam light source	• LED			
High beam light source	• LED			
LED daytime running lights	•			
Headlight function	• Automatic adjustment • Height adjustment and closing • Delayed closing	• Height adjustment • Automatic opening and closing • Adaptive high and low beam • Delayed shutdown	• Adaptive	
Car interior ambient light	-			
Glass/rear view mirror				
First row electric windows	•			
Second row electric windows	•			
One-click lifting and lowering of windows	• The whole car			
Window anti-pinch function	• The whole car			
Multilayer soundproof glass	• The whole car			
Exterior rearview mirror function	• Electric adjustment • Heated rearview mirror • Electric folding • Automatic folding when the car is locked	• Electric adjustment • Heated rearview mirror • Electric folding • Rearview mirror memory • Automatic flip down when reversing • Automatic folding when the car is locked	• Electric adjustment • Heated rearview mirror • Electric folding • Rearview mirror memory • Automatic flip down when reversing • Automatic folding when the car is locked	
Interior rearview mirror function	• Manual anti-glare		• Manual anti-glare • Streaming media rearview mirror	
Car vanity mirror	• Main driver • Co-pilot		• Main driver + lighting • Co-pilot + lighting	
Sensing wiper function	• Rain sensor type			
Rear wiper	•			
Air conditioning/refrigeration				
First row air conditioner	• Dual-temperature zone automatic air conditioning			
Second row air conditioner	• Air outlet			
In-car PM2.5 filter device	•			
Car air purifier	•			
Negative ion generator	•			

Statement:
All content in this product catalog is subject to the latest real vehicle configuration, please contact the salesperson for details.

