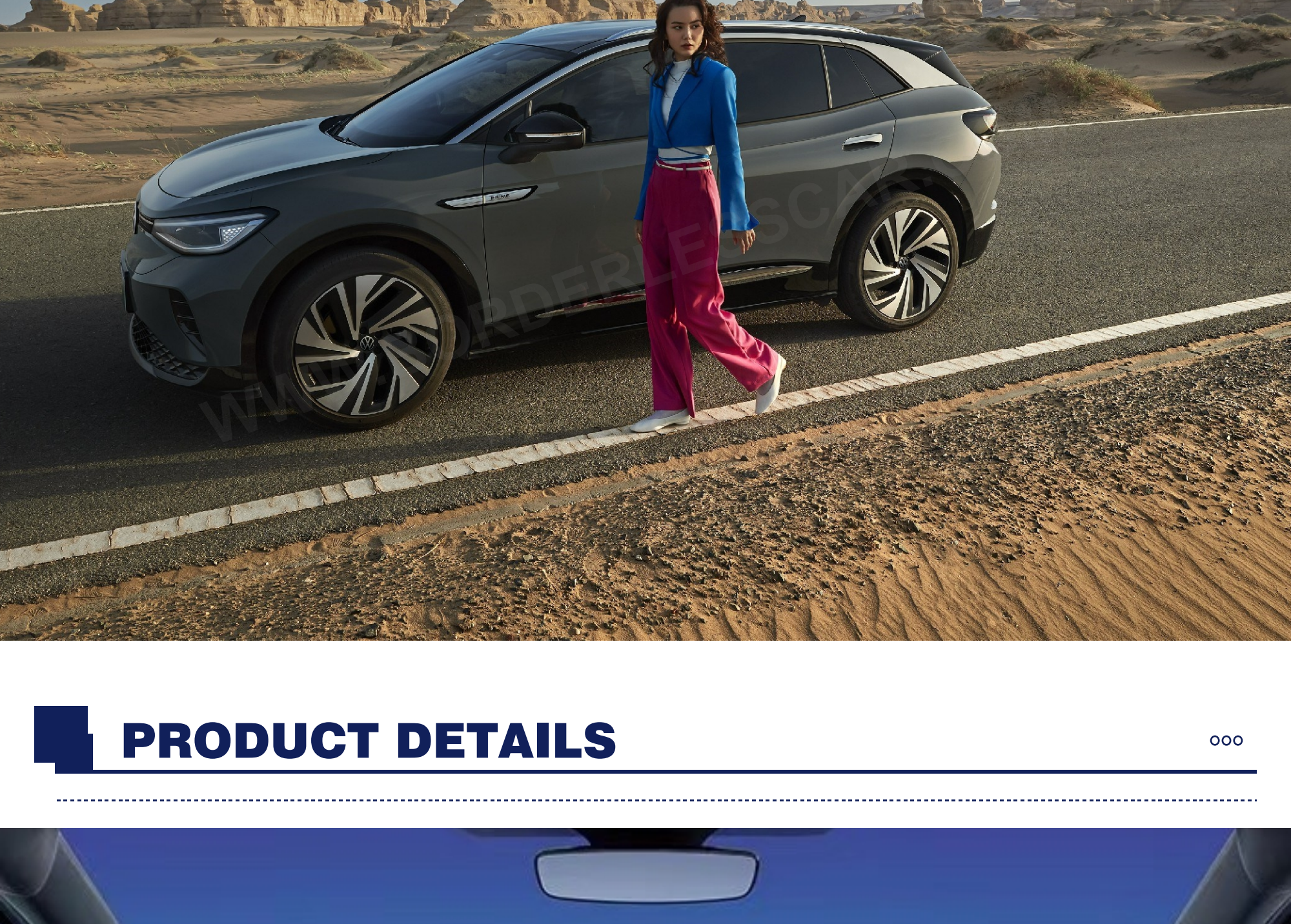
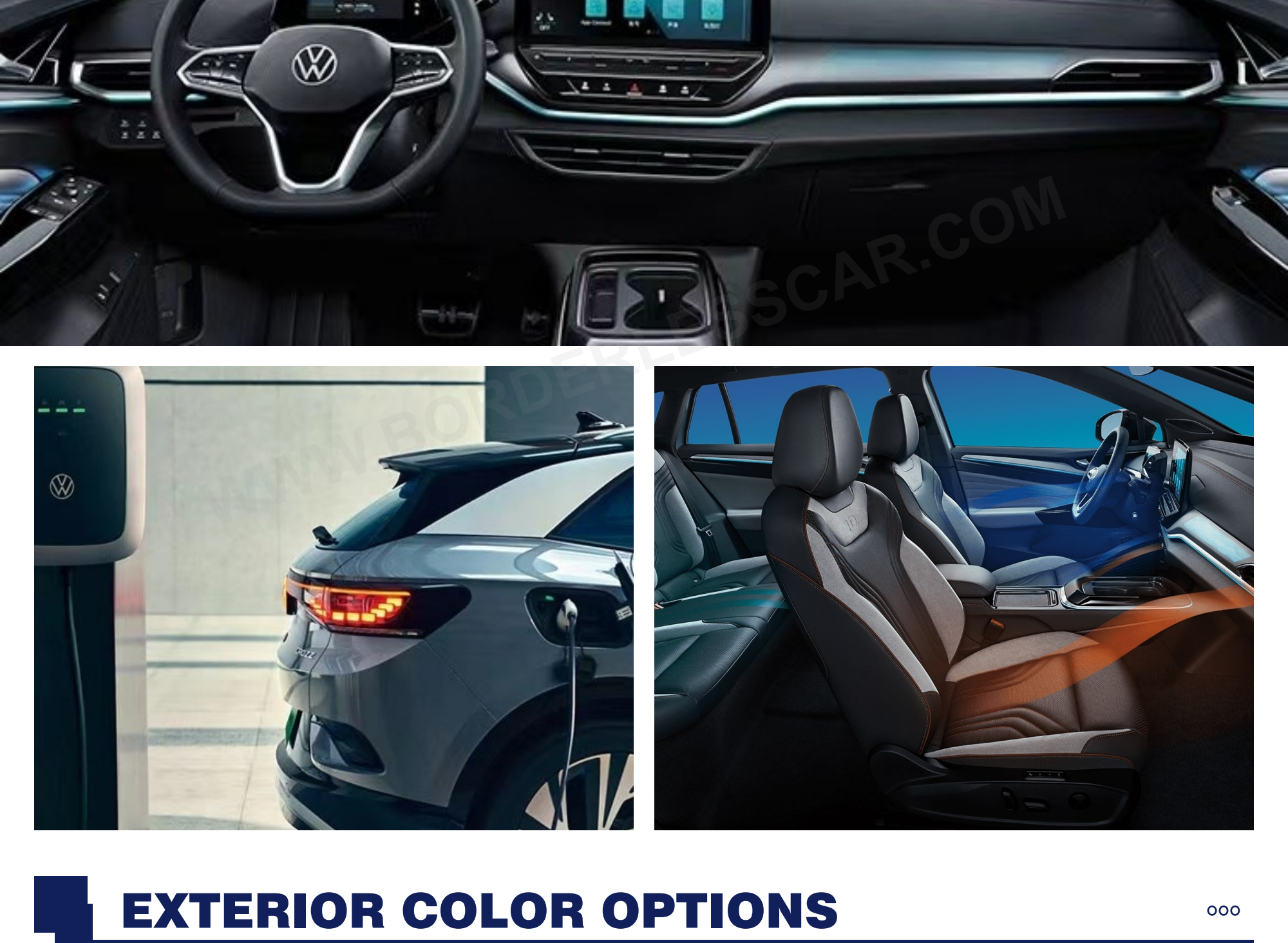



VOLKSWAGEN • ID.4 CROZZ**PRODUCT DETAILS**

000

**EXTERIOR COLOR OPTIONS**


000




Grey




Red



Blue



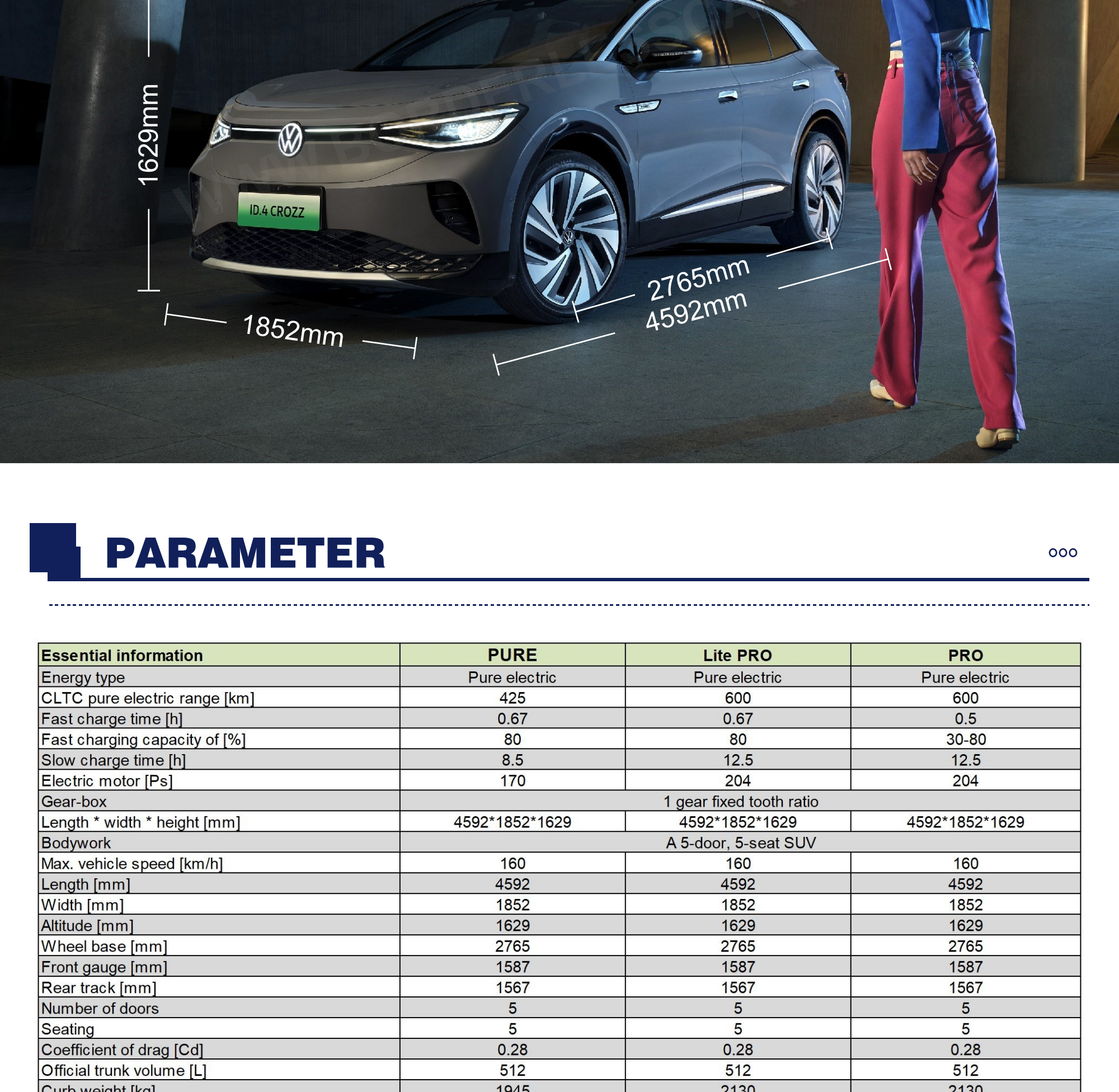
Golden



Pearl white

BODY SIZE

000

**PARAMETER**

000

Essential information	PURE	Lite PRO	PRO
Energy type	Pure electric	Pure electric	Pure electric
CLTC pure electric range [km]	425	600	600
Fast charge time [h]	0.67	0.67	0.5
Fast charging capacity of [%]	80	80	30-80
Slow charge time [h]	8.5	12.5	12.5
Electric motor [Ps]	170	204	204
Gear-box		1 gear fixed tooth ratio	
Length * width * height [mm]	4592*1852*1629	4592*1852*1629	4592*1852*1629
Bodywork		A 5-door, 5-seat SUV	
Max. vehicle speed [km/h]	160	160	160
Length [mm]	4592	4592	4592
Width [mm]	1852	1852	1852
Altitude [mm]	1629	1629	1629
Wheel base [mm]	2765	2765	2765
Front track [mm]	1587	1587	1587
Rear track [mm]	1567	1567	1567
Number of doors	5	5	5
Seating	5	5	5
Coefficient of drag [Cd]	0.28	0.28	0.28
Official trunk volume [L]	512	512	512
Curb weight [kg]	1945	2130	2130
Full-load mass [kg]	2420	2600	2600
Electric motor			
Number of driving motors		•Single motor	
Motor layout		•postposition	
Motor type		•Permanent magnet synchronization	
Total motor power [kW]	125	150	150
Total motor horsepower [Ps]	170	204	204
Total motor torque [N·m]	310	310	310
Maximum power of the rear motor [kW]	125	150	150
Maximum torque of the rear motor [N·m]	310	310	310
Battery			
Battery type		•Three yuan lithium battery	
Battery brand	Ningde era	Times faw	Times faw
Battery temperature management		• blue heating	
CLTC pure electric range [km]	425	600	600
Battery level [kWh]	55.7	84.8	84.8
Battery energy density [Wh / kg]	165	175	175
Power consumption of 100km [kWh / 100 km]	14.3	14.3	14.3
Vehicle charging port	• slow filling	• slow filling	• slow filling
Slow filling position		• rear right side of the car	
Fast filling position		• rear right side of the car	
Fast charging power [kW]	100	100	100
Fast charge time [min]	40	40	30
Fast charge time [h]	0.67	0.67	0.5
Fast charging capacity of [%]	80	80	30-80
Slow charge time [h]	8.5	12.5	12.5
The vehicle for electricity	-	-	-
Home charging pile	-	-	-
Charging gun with the car	-	-	-
External discharge function	-	-	-
Gear-box			
Transmission description		•Electric vehicle single-speed transmission	
Transmission type		•Fixed tooth ratio	
Block digits	1	1	1
Chassis steering			
Drive form		•Rear drive	
Four-wheel drive form	-	-	-
Front suspension type		•McPherson type independent suspension	
Rear suspension type		•Multi-link-type independent suspension	
Power type		•Electric power	
Car body structure		•Carrying type	
Wheel brake			
Front Brake Type		• Ventilation Disc	
Rear brake type		• drum-type	
Fronting brake type		•Electronic parking	
Front tire specifications	•235/55 R19	•235/50 R20	•235/50 R20
Rear tire specifications	•235/55 R19	•255/45 R20	•255/45 R20
Spare tire	• spare tire	• spare tire	• spare tire
Security configuration			
A b s anti-lock	•	•	•
Braforce Distribution (EBA / CBC etc.)	•	•	•
Brake Assist (BA / EBA / BAS, etc.)	•	•	•
Traction control (ASR / TCS / TRC, etc.)	•	•	•
Body stability control (ESP / DS CVSC, etc.)	•	•	•
The seat belt is not reminded	• first row	• whole car	
Tire pressure monitoring		• tire pressure alarm	
Main driver airbag	•	•	•
Passenger airbag	•	•	•
The first row of side airbags	•	•	•
The second row of side airbags	-	-	-
Side safety curtain	•	•	•
Child seat interface	•	•	•
Lack of gas to protect tires	•	•	•
Auxiliary configuration			
Front parking radar	•	•	•
Rear parking radar	•	•	•
Revercar side warning system	-	•	•
Open the door collision warning	-	•	•
Driving assistance images		• reversing image	• 360-degree panoramic image
Cruise system		• Full-speed adaptive cruise	
Driving mode selection		• movement	
Fatigue reminder		•	•
Automatic parking	-	•	•
Automatic parking	•	•	•
Uphill assist	•	•	•
Connecalled Assist (BSM / BSD)	-	•	•
Lane departure warning (LDWS)	•	•	•
Lane-keeping (LKAS)	•	•	•
The lane is held in the center	•	•	•
Road traffic sign identification	•	•	•
Forward collision warning	•	•	•
Rear collision warning	-	-	-
Active brake	•	•	•
Driver assistance level	•L2	•L2	•L2
Auxiliary driving system		•IQ drive	
millimeter-wave radar	• 1	• 3	
Ultrasonic radar	• The first four / the last four	• 6 first / last 6	
Front sense camera type		• monocular	
Environmental awareness camera	• 2	• 2	• 1
Look around the camera	-	-	• 4
External configuration			
Sunroof type		• Cannot open the panoramic sunroof	
Wheel material		• aluifer	
roof rack	•		•
Key type		• remote key	
Keyless start	•	•	•
Keyless entry		• first row	
Active closed air intake grille	-	•	•
Electric tail door	-	•	•
Tailgate location memory	-	•	•
Induction tail door	-	•	•
Low-speed driving warning sound	•	•	•
Interior collocation			
Steering wheel material	• plastics	• corium	
Steering wheel adjustment		• Manual up and down + before and after adjustment	
Shift form		•Instrument panel with an integrated gear shift	
Multi-functional steering wheel	•	•	•
Steering wheel heating	-	•	•
Driving on the computer display screen		• multicolour	
Full LCD dashboard	•	•	•
Instrument screen size [in.]	•5.3	•5.3	•5.3
Instrument screen material	•LCD	•LCD	•LCD
Instrument screen resolution [px]	•860 x 480	•860 x 480	•860 x 480
Mobile phone wireless charging	-	• first row	
Seat material	• Leather / fabric mix	• imitation leather	
Electric adjustment of the main driving seat	• electrical control	• With memory electromotor regulation	
Passenger seat electric adjustment	• electrical control	• With memory electromotor regulation	
Main driving seat adjustment mode		Before and after • regulation	
The first passenger seat adjustment mode		Before and after • regulation	
First row seat function	-	• heat	• heat
Central armrest	• first row	• first row	• first row
Seat layout	•2+3	•2+3	•2+3
Rear seat upside down mode	• ratio down	• ratio down	• ratio down
The rear cup holder	-	• second row	• second row
Car machine			
Central control color screen		• Touch-controlled LCD screen	
Central control screen size [in.]	•12	•12	•12
Central control screen material	•LCD	•LCD	•LCD
Central control screen resolution [px]	•1920 x 860	•1920 x 860	•1920 x 860
Car machine system		•Moc smart car link	
Car machine network	•4G	•4G	•4G
ota upgrade		• Car Machine OTA	
Vehicle and machine WiFi function		•WiFi hot spot	
Car navigation map	• Gaud	• Gaud	• Gaud
Road rescue call	•	•	•
Bluetooth / vehicle phone	•	•	•
Mobile phone interconnection / mapping		• Support for CarPlay	
Voice assistant wake-up words		•Hello , Volkswagen	
Voice partition wake up		• main driving	
Voice recognition control function		• multimedia system	
Gesture control	-	-	-
facial recognition	-	-	-
Remote control function		• vehicle started	
Car APP application market	•	•	•
Multimedia / charging interface	•USB	•USB	•USB
Number of USB / Type-C interfaces		• 3 front / 2 back	
Number of speakers	•7	•7	•7
Sound audition	•7	•7	•7
Near light light source	•LED	•LED	•LED
High beam light source	•LED	•LED	•LED
Light features	-	• matrix	• matrix
Led daytime running lights	-	•	•
Headlight function		• altitude mixture control	
Inside the car atmosphere light	-	• 30 colors	• 30 colors
First row of electric windows	•	•	•
Second-row electric window	•	•	•
The window is lifted with one click	• whole car	• whole car	• whole car
Window anti-clamp hand function	• whole car	• whole car	• whole car
External rearview mirror function		• electrical control	
Internal rearview mirror function	• manual anti-glare	• automatic anti-glare	
Rear row side privacy glass	•	•	•
Inside the car makeup mirror		• Main driving + lighting lights	
Sensing wiper function		• rainfall induction	
After the wiper	•	•	•
The first row of air conditioning		• Double-temperature zone automatic air conditioning	
The second row of air conditioning		• air outlet	
Interior PM2.5 filter device	•	•	•
Car-mounted air purifier	•	•	•

Statement:

All content in this product catalog is subject to the latest real vehicle configuration, please contact the salesperson for details.