
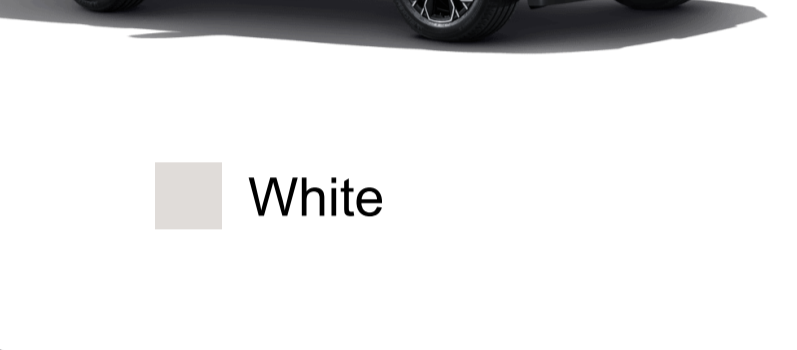
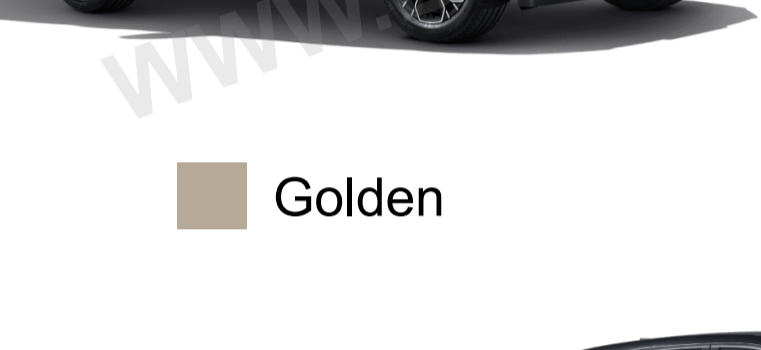


HONDA CR-V



Basic Information	Version	Version	Version	Premium Version	Premium Version	Version
Manufacturer	Dongfeng Honda					
Level	Compact SUV					
Energy type	Gasoline					
Engine	1.5T 193 horsepower L4					
Maximum power/maximum torque	142kW/243N·m					
Gearbox	Continuously variable transmission (CVT)					
Length*width*height(mm)	4703*1866*1680				4703*1866*1690	
Body structure	5-door, 5-seater SUV	5-door, 7-seater SUV	5-door, 5-seater SUV	5-door, 7-seater SUV	5-door, 5-seater SUV	
Maximum speed [km/h]	188					
WLTC comprehensive fuel consumption [L/100km]	7.31	7.39	7.31	7.4	7.78	8.12
Body						
Length [mm]	4703					
Width [mm]	1866					
Height [mm]	1680				1690	
Wheelbase [mm]	2701				2700	
Front wheelbase [mm]	1611				1608	
Rear wheelbase [mm]	1627				1623	
Car door opening method	Swing door					
Number of doors	5					
Number of seats	5	7	5	7	5	
Approach angle [°]			16			
Departure angle [°]			20			
Minimum turning radius[m]			5.5		21	21
Fuel tank volume [L]	53					
Curb weight [kg]	1606	1617	1672	1619	1684	1685
Full load mass [kg]	2147		2300	2147	2300	2147
Engine						
Engine model	1.15BZ					
Displacement [mL]	1498					
Displacement [L]	1.5					
Intake form	Turbocharging					
Engine layout	Horizontal					
Cylinder arrangement	4					
Number of cylinders	4					
Number of valves per cylinder (number)	4					
Compression ratio	10.3					
Air Supply	DOHC					
Maximum power [kW]	142					
Maximum horsepower [Ps]	193					
Maximum power speed [rpm]	6000					
Maximum torque [N·m]	243					
Maximum torque speed [rpm]	1800-5000					
Maximum net power [kW]	142					
Fuel grade	No. 92					
Fuel supply method	Direct injection					
Cylinder head material	Aluminum alloy					
Cylinder material	Aluminum alloy					
Gearbox						
Gearbox description	CVT continuously variable transmission					
Gearbox type	Continuously variable transmission (CVT)					
Chassis steering						
Drive form	Front wheel drive				Front four-wheel drive	
Four-wheel drive	-				timely four-wheel drive	
Center differential structure	-				multi-disc clutch	
Front suspension type	MacPherson independent suspension					
Rear suspension type	Multi-link independent suspension					
Assist type	electric assist					
Body structure	Load-bearing					
Wheel brake						
Front brake type	• Ventilated disc type					
Rear brake type	• Solid disc type					
Parking brake type	Electronic parking					
Front tire specifications	• 235/65 R17		• 235/60 R18		• 235/60 R19	
Rear tire specifications	• 235/65 R17		• 235/60 R18		• 235/60 R19	
Spare tire	• Not full size					
Spare tire placement	• In the trunk					
Active safety						
ABS anti-lock	•					
Braking force distribution (EBD/CBC, etc.)	•					
Brake assist (BA/EBA/BAS, etc.)	•					
Traction control (ASC/TCSC, etc.)	•					
Body stability control (ESP/DSC/VSC, etc.)	•					
Seat belt not fastened reminder	• The whole car					
Tire pressure monitoring	• Tire pressure alarm					
Passive safety						
Main driver airbag	•					
Passenger airbag	•					
First row side airbag	•					
Second row side airbags	•					
Side curtain airbags	•					
Knee air bag	• First row					
Child seat interface	•					
Auxiliary/control configuration						
Front parking radar	•					
Rear parking radar	•					
Reverse side warning system	•					
Driving assistance images	• Reversing image		• 360-degree full-image image • Blind spot image on the side of the car			
Driving mode selection	• Cruise control		• Full-speed adaptive cruise			
Fatigue reminder	• Economy • Standard • Comfortable • Snow					
Engine start and stop	•					
Automatic parking	•					
Hill assist	•					
Slope descent	•					
Variable steering ratio	•					
Assisted driving functions						
Parallel assistance (BSM/BSID)	•					
Lane Departure Warning (LDWS)	•					
Lane Keeping (LKAS)	•					
Lane centering	•					
Road traffic sign recognition	•					
forward collision warning	•					
Rear collision warning	•					
Active braking	•					
Assisted driving hardware						
Driving assistance level	• L2					
Assisted driving system	• Honda SENSING					
Millimeter wave radar	• 1		• The last 4		• 3	
Ultrasonic radar	• The last 4					
Front sensing camera type	• Monocular					
Environment aware camera surround camera	• 1					
External configuration						
Skylight type	• Panoramic sunroof can be opened					
Rim material	• Aluminum alloy					
Key type	• Remote key		• Remote key • Bluetooth key			
Keyless start	•					
Keyless entry	• First row					
Active closing air intake grille	•					
Electric tailgate	•					
Tailgate position memory	•					
Induction tailgate	•					
Internal configuration						
Steering wheel material	• Plastic		• Genuine leather			
Steering wheel adjustment	• Manual up and down • Front and rear adjustment					
Shift pattern	Mechanical gear shift					
Multifunction steering wheel	•					
Steering wheel heating	•					
Trip computer display	• Color					
Full LCD instrument panel	•					
Instrument screen size [inches]	• 7		• 2+3		• 10.2	
HUD heads up display	-		•		•	
Built-in driving recorder	-		• 2+3		•	
Mobile phone wireless charging	-		• First row		•	
ETC device	•					
Active noise reduction	•					
Seat configuration						
Seat material	• Fabric		• Genuine leather			
Electric driver's seat Adjustment	•		• Electric adjustment		• Electric adjustment with memory	
Passenger seat electric adjustment	-		• Electric adjustment			
Driver's seat adjustment method	• Front and rear adjustment • Backrest adjustment • Height adjustment (2-way)		• Front and rear adjustment • Backrest adjustment • Height adjustment (4-way) • Waist adjustment (4-way)			
Passenger seat adjustment method	• Front and rear adjustment • Backrest adjustment • Height adjustment (2-way)		• Fore and aft adjustment • Backrest adjustment			
First row seat functions					• Heating	• Heating • Ventilation
Second row seat adjustment method			• Fore and aft adjustment • Backrest adjustment			
Second row seat functions			-		•	
Center armrest			• First row • Second row			
Seat layout	• 2+3	• 2+3+2	• Scale down		• 2+3	
Rear seat folding method	• Second row					
Rear cup holder	•					
Car/Internet						
Central control color screen	• Touch LCD screen					
Central control screen size [inch]	• 10.1					
Vehicle system	Honda CONNECT					
Vehicle-to-machine network	• 4G					
Media entertainment						
Multimedia/charging interface	• USB • Type-C					
Number of USB/Type-C interfaces	• 2 people in the front row/2 people in the back row					
Luggage compartment power interface	• 12V					
Audio brand	-				• BOSE	
Number of speakers	• 4		• 8		• 12	
Light function						
Low beam light source	• LED					
High beam light source	• LED					
LED daytime running lights	•					
Headlight function	• Height adjustment • Automatic opening and closing • Delayed closing		• Height adjustment • Automatic opening and closing • Adaptive high and low beam • Delayed shutdown			
Turn assist light	-					
Car interior ambient light	-					
Glass/rear view mirror						
First row electric windows	•					
Second row electric windows	•					
One-click lifting and lowering of windows	• Driving position				• The whole car	
Window anti-pinch function	• Driving position				• The whole car	
Exterior rearview mirror function	• Electric adjustment • Electric folding	• Electric adjustment • Heated rearview mirror • Electric folding • Automatic folding when reversing • Automatic folding when the car is locked				
Interior rearview mirror function	• Manual anti-glare				• Automatic anti-glare • Streaming media rearview mirror	
Rear side privacy glass	-		•			
Car vanity mirror	• Main driver + lighting • Co-pilot + lighting					
Sensitive wiper function	-					
Rear wiper	•					
Air conditioning/refrigeration						
First row air conditioner	• Single temperature zone automatic air conditioning		• Dual-temperature zone automatic air conditioning			
Second row air conditioner	• Air outlet					
In-car PM2.5 filter device	•					

Statement:

