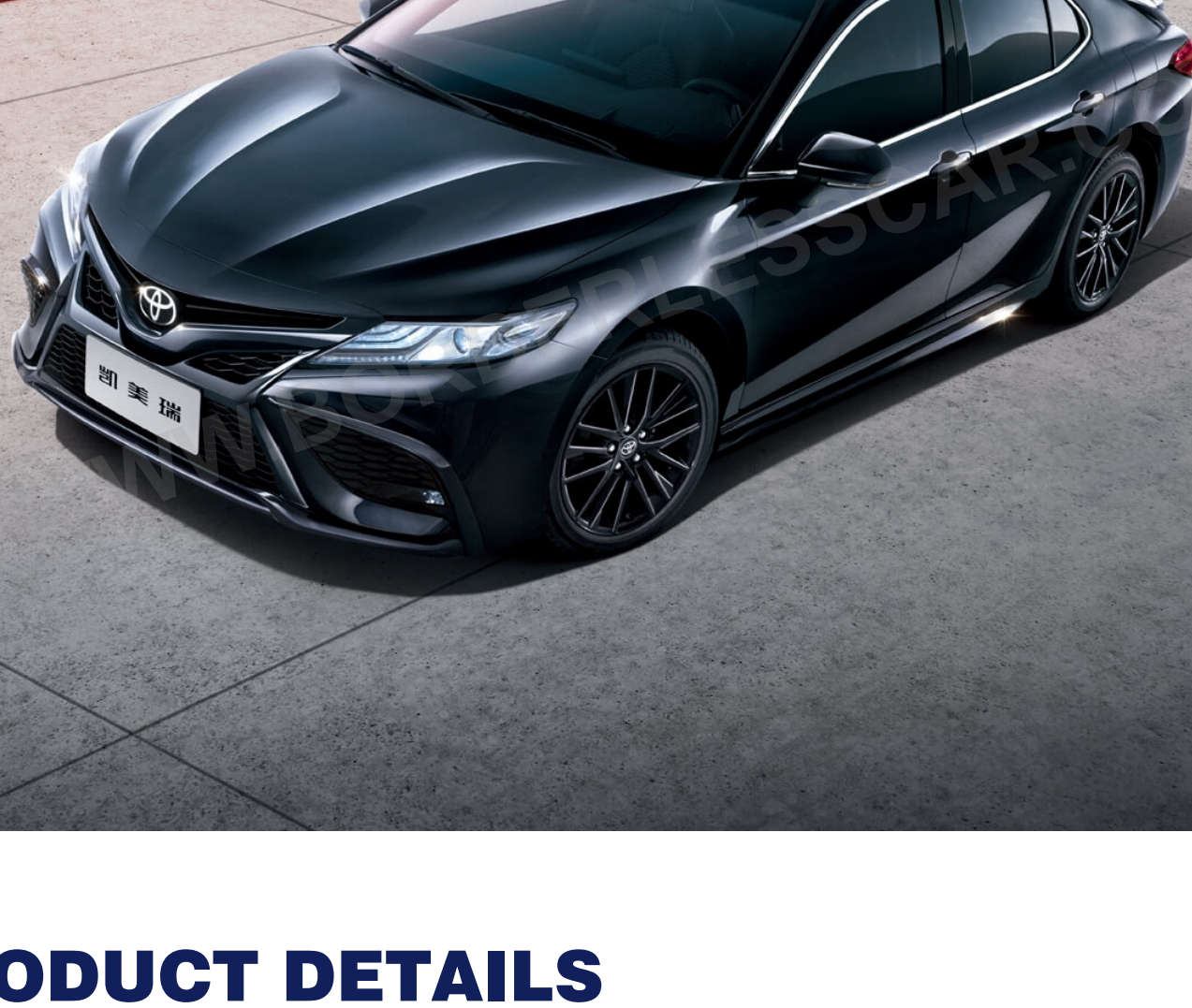



## TOYOTA • Camry



## PRODUCT DETAILS

000



## EXTERIOR COLOR OPTIONS

000




White



Silver



Silver



Black



Red



Blue



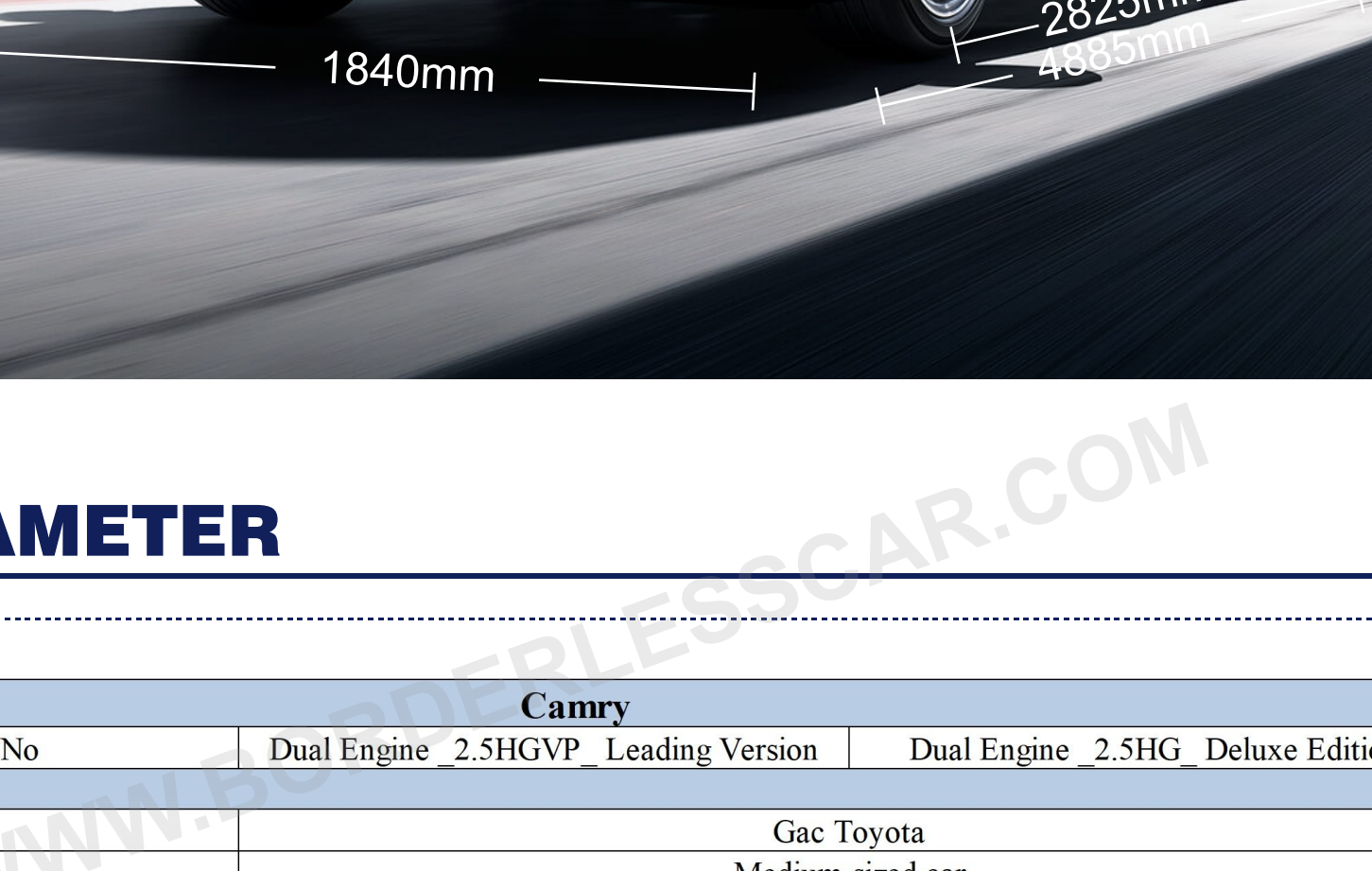
White+Black roof



Red+Black roof

## BODY SIZE

000



## PARAMETER

000

Altitude [mm]	1455	
Wheel base [mm]	2825	
Front gauge [mm]	1585	1575
Rear track [mm]	1595	1585
Door opening mode	vertical hinged door	
Number of doors	4	
Seating	5	
Approach angle [°]	14	
Departure angle [°]	11	
Full load minimum ground clearance [mm]	155	
Minimum turning radius [m]	5.7	5.8
Fuel tank capacity [L]	49	49
Curb weight [kg]	1640	1665
Full-load mass [kg]	2100	
Engine		
Engine type	A25B/A25D	
Displacement [mL]	2487	
Displacement [L]	2.5	
Intake form	normally aspirated	
Engine layout	Horizontal	
Cylinder arrangement form	L	
Number of cylinders [one]	4	
Number of valves per cylinder [pcs]	4	
Reduction ratio	14	
Admission gear	DOHC	
Maximum power [kW]	131	
Maximum horsepower [Ps]	178	
Maximum power rotation speed [rpm]	5700	
Maximum torque of [N·m]	221	
Maximum torque speed [rpm]	3600-5200	
Maximum net power [kW]	131	
Fuel label	No.92	
Oil supply method	Mixed injection	
Cylinder cap material	Aluifer	
Cylinder material	Aluifer	
Electric Motor		
Number of driving motors	Single motor	
Motor layout	prepose	
Motor type	Permanent magnet synchronization	
Total motor power [kW]	88	
Total motor horsepower [Ps]	120	
Total motor torque [N·m]	202	
Maximum power of the front motor [kW]	88	
Maximum torque of the front motor [N·m]	202	
System integrated power [kW]	160	
System integrated horsepower [Ps]	218	
Battery / Energy Supplement		
Battery type	NI-MH battery	
Battery brand	New Zhongyuan Toyota	
Gearbox		
Transmission description	E-CVT stepless speed	
Transmission type	Electronic stepless variable speed change (E-CVT)	
Chassis Steering		
Drive form	Front-engine	
Front suspension type	McPherson type independent suspension	
Rear suspension type	Multi-link-type independent suspension	
Power type	Electric power	
car body structure	Carrying type	
Wheel Brake		
Front Brake Type	● Ventilation Disc	
Rear brake type	● solid disk type	
Parking brake type	Electronic parking	
Front tire specifications	● 215/55 R17	● 235/45 R18
Rear tire specifications	● 215/55 R17	● 235/45 R18
Spare tire	● Non-full-size spare tire	
Place the spare tire	● Inside the trunk	
Active Safety		
ABS anti-lock	●	●
Braforce Distribution (EBD / CBC etc.)	●	●
Brake Assist (BA / EBA / BAS, etc.)	●	●
Traction control (ASR / TCS / TRC, etc.)	●	●
Body stability control (ESP / DS C/VSC, etc.)	●	●
The seat belt is not reminded	● first row	
Tire pressure monitoring	● tire pressure alarm	● tire pressure display
Passive Safety		
Main driver airbag	●	●
Passenger airbag	●	●
The first row of side airbags	●	●
The second row of side airbags	●	●
Side safety curtain	●	●
Knee air bag	● first row	
Child seat interface	●	●
Auxiliary / Handling Configuration		
Front parking radar	-	●
Rear parking radar	-	●
Driving assistance images	● reversing image	
Cruise system	● Full-speed adaptive cruise	● Full-speed adaptive cruise
Driving mode selection	● movement	● movement
	● economy	● economy
	● Standard / comfort	● Standard / comfort
Automatic parking	●	●
Uphill assist	●	●
Auxiliary driving function		
Lane departure warning (LDWS)	●	●
Lane-keeping (LKAS)	●	●
The lane is held in the center	●	●
Forward collision warning	●	●
Rear collision warning	-	-
Active brake	●	●
Auxiliary Driving Hardware		
Driver assistance level	● L2	
Auxiliary driving system	● Toyota Safety Sense	
Millimeter-wave radar	● 1	● 1
Ultrasonic radar	-	● Front 2 / Rear 2
Front sense camera type	● monocular	● monocular
Environmental awareness camera	● 1	● 1
Exterior Configuration		
Sunroof type	● single sunroof	● The panoramic sunroof
Wheel material	● aluifer	●
Key type	● remote key	
Keyless start	●	●
Keyless entry	● main driving	
Active closed air intake grille	●	●
Interior Collocation		
Steering wheel material	● corium	● corium
Steering wheel adjustment	● Manual up and down + before and after adjustment	
Shift form	Mechanical gear shift	
Multi-functional steering wheel	●	●
Driving on the computer display screen	● Multicolour	
Full LCD dashboard	-	●
Instrument screen size [in.]	● 4.2	● 12.3
The HUD head-up display	-	●
Seat configuration		
Seat material	● Leather / imitation leather mix and match	
Main driving seat electric adjustment	● electrical control	
Passenger seat electric adjustment	● electrical control	
Main driving seat adjustment mode	● Fore and aft adjustment	
	● Backrest adjustment	
	● High and low adjustment (4-way)	
The first passenger seat adjustment mode	● Waist adjustment (2-way)	
	● Before and after regulation	
	● on-back regulation	
Boss key	●	
Central armrest	● first row	
	● second row	
Seat layout	● 2+3	
Rear seat upside down mode	● ratio down	
The rear cup holder	● second row	
Car Machine / Interconnection		
Central control color screen	● Touch-controlled LCD screen	
Central control screen size [in.]	● 8	● 10.1
Video Entertainment		
Car APP application market	-	●
Multimedia / charging interface	● USB	
	● Type-C	
Number of USB / Type-C interfaces	● 1 in the front row / 2 in the back row	
Number of speakers	● 6	
Light function		
Near light light source	● LED	
High beam light source	● LED	
LED daytime running lights	●	
Headlight function	● altitude mixture control	
	● Automatic opening and closing	
	● Adaptive to the near and far light	
Front fog lamp	● LED	
Glass / Rearview Mirror		
First row of electric windows	●	
Second-row electric window	●	
The window is lifted with one click	● whole car	
Window anti-clamp hand function	● whole car	
Multi-layer sound insulation glass	● first row	

Statement:

All content in this product catalog is subject to the latest real vehicle configuration, please contact the salesperson for details.

