
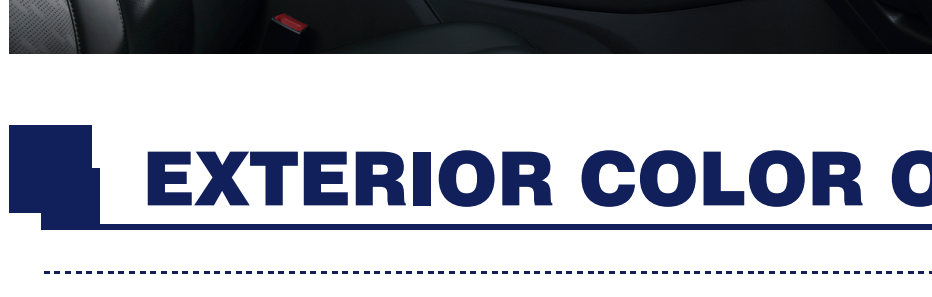


## TRUMPCHI • M6




## PRODUCT DETAILS

000




## EXTERIOR COLOR OPTIONS

000



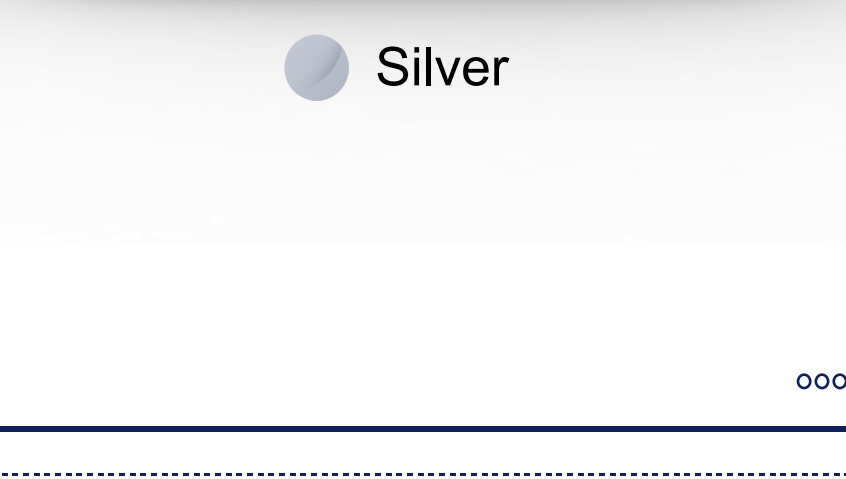
Green



Black



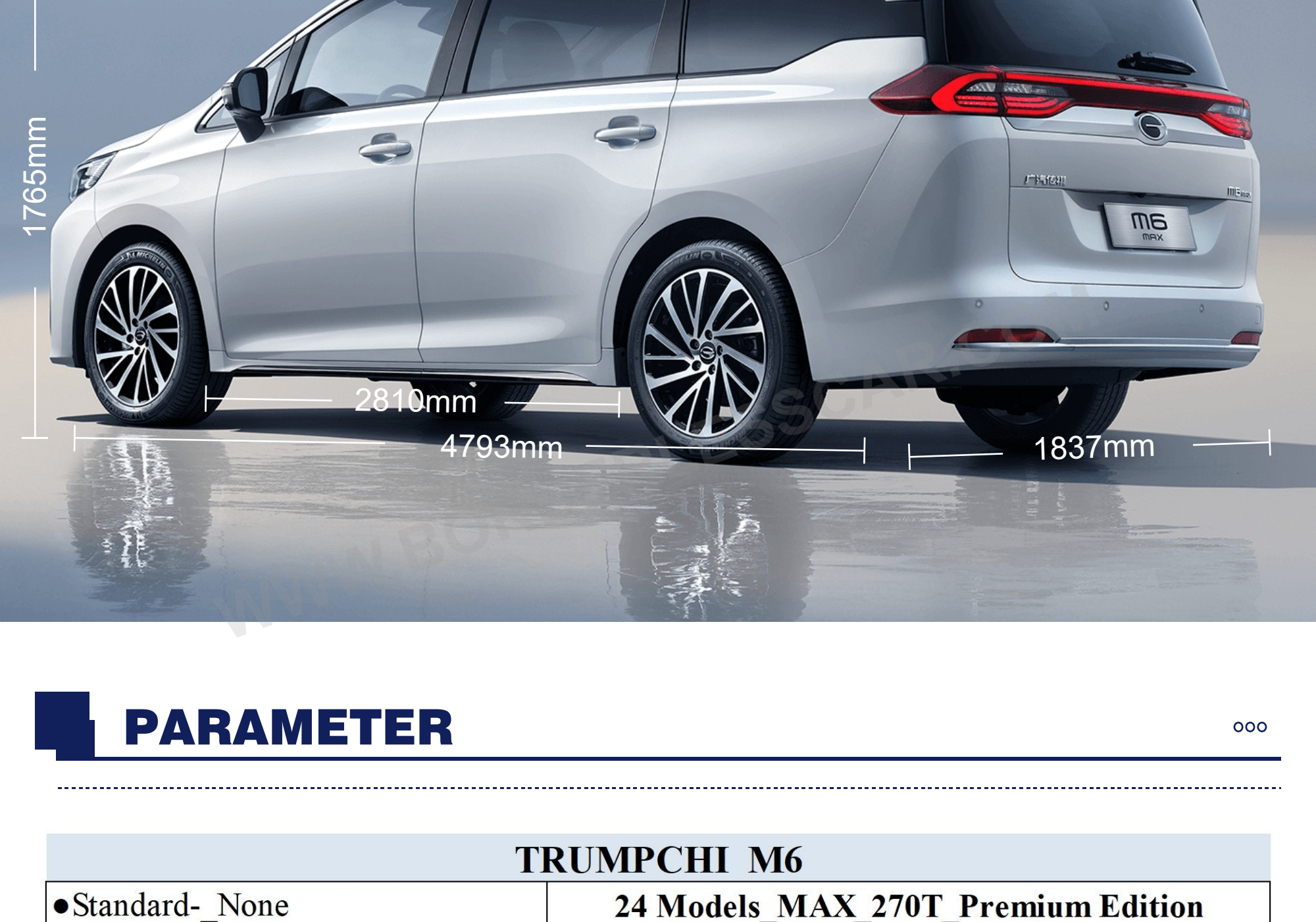
White



Silver

## BODY SIZE

000



## PARAMETER

000

| TRUMPCHI M6                                   |  |
|---|--|
| ●Standard- None                               | 24 Models MAX 270T Premium Edition   |
| <b>Basic Information</b>                      |  |
| Manufacturer                                  | GAC Trumpchi   |
| Level   | Compact MPV  |
| Energy Type                                   | Gasoline   |
| Environmental standards                       | National VI  |
| Availability                                  | 2024/5/31  |
| Engine  | 1.5T 177 hp L4   |
| Maximum power/maximum torque                  | 130KW/270N·m   |
| Gearbox                                       | 7-Speed wet dual clutch (DCT)  |
| Length*width*height[mm]                       | 4793*1837*1765   |
| Body structure                                | 5-Door 7-seater MPV  |
| Maximum speed [km/h]                          | 190  |
| Official 0-100km/h acceleration [s]           | 9.4  |
| WLTC comprehensive fuel consumption [L/100km] | 7.22   |
| NEDC comprehensive fuel consumption [L/100km] | 6.5  |
| <b>Body</b>                                   |  |
| Length [mm]                                   | 4793   |
| Width [mm]                                    | 1837   |
| Height [mm]                                   | 1765   |
| Wheelbase [mm]                                | 2810   |
| Front track [mm]                              | 1580   |
| Rear track [mm]                               | 1580   |
| Door opening method                           | Swing door   |
| Number of doors                               | 5  |
| Seating capacity                              | 7  |
| Approach angle [°]                            | 15   |
| Departure angle [°]                           | 18   |
| Fuel tank capacity [L]                        | 52   |
| Official trunk volume [L]                     | 324-1100   |
| Curb weight[kg]                               | 1660   |
| Full load mass [kg]                           | 2215   |
| <b>Engine</b>                                 |  |
| Engine Model                                  | 4A15J2   |
| Displacement [mL]                             | 1497   |
| Displacement [L]                              | 1.5  |
| Air intake form                               | Turbocharger   |
| Engine layout                                 | Sideways   |
| Cylinder arrangement                          | L  |
| Number of cylinders                           | 4  |
| Number of valves per cylinder                 | 4  |
| Valve mechanism                               | DOHC   |
| Maximum power [kW]                            | 130  |
| Maximum horsepower [Ps]                       | 177  |
| Maximum power speed [rpm]                     | 5500   |
| Maximum torque [N·m]                          | 270  |
| Maximum torque speed [rpm]                    | 1400-4500  |
| Maximum net power [kW]                        | 125  |
| Fuel grade                                    | No. 92   |
| Oil supply method                             | Direct Injection   |
| Cylinder head material                        | Aluminum Alloy   |
| Cylinder material                             | Aluminum Alloy   |
| Environmental standards                       | National VI  |
| <b>Gearbox</b>                                |  |
| Gearbox Description                           | 7-Speed wet dual clutch  |
| Gearbox Type                                  | Wet Dual Clutch Transmission (DCT)   |
| Number of gears                               | 7  |
| <b>Chassis steering</b>                       |  |
| Drive type                                    | Front front drive  |
| Front suspension type                         | McPherson independent suspension   |
| Rear suspension type                          | Torsion beam non-independent suspension  |
| Power type                                    | Electric power assist  |
| Vehicle structure                             | Load-bearing   |
| <b>Wheel brake</b>                            |  |
| Front brake type                              | ● Ventilated disc type   |
| Rear brake type                               | ● Solid disc   |
| Parking brake type                            | Electronic parking brake   |
| Front tire specifications                     | ● 215/50 R18   |
| Rear tire specifications                      | ● 215/50 R18   |
| Spare tire                                    | ● Not full size  |
| Spare tire placement                          | ● Under the vehicle floor  |
| <b>Active safety</b>                          |  |
| ABS anti-lock braking system                  | ●  |
| Braking force distribution (EBD/CBC, etc.)    | ●  |
| Brake assist (BA/EBA/BAS, etc.)               | ●  |
| Traction control (ASR/TCS/TRC, etc.)          | ●  |
| Vehicle stability control (ESP/DSC/VSC, etc.) | ●  |
| Seat belt not fastened reminder               | ● First row  |
| Tire pressure monitoring                      | ● Tire pressure display  |
| <b>Passive safety</b>                         |  |
| Driver airbag                                 | ●  |
| Passenger airbag                              | ●  |
| First row side airbags                        | ●  |
| Side curtain airbags                          | ●  |
| Child seat interface                          | ●  |
| <b>Assistance/Control Configuration</b>       |  |
| Rear parking radar                            | ●  |
| Driving assistance images                     | ● 360-Degree panoramic image   |
| Cruise control system                         | ● Cruise control   |
| Driving mode selection                        | ● Sport ● Economy ● Standard/Comfort   |
| Automatic parking                             | ●  |
| Hill start assist                             | ●  |
| Steep slope descent                           | ●  |
| <b>Assisted driving hardware</b>              |  |
| Ultrasonic radar                              | ● The last 4   |
| Surround view camera                          | ● 4  |
| <b>External Configuration</b>                 |  |
| Skylight Type                                 | ● Openable panoramic sunroof   |
| Rim material                                  | ● Aluminum alloy   |
| Key Type                                      | ● Remote control key   |
| Keyless start                                 | ●  |
| Keyless entry                                 | ● Main driver  |
| Electric tailgate                             | ●  |
| <b>Internal Configuration</b>                 |  |
| Steering wheel material                       | ● Genuine leather  |
| Steering wheel adjustment                     | ● Manual up and down adjustment  |
| Gear shifting                                 | Mechanical gear shift  |
| Multi-function steering wheel                 | ●  |
| Driving computer display                      | ● Color  |
| Instrument screen size [inches]               | ● 7  |
| Built-in driving recorder                     | ●  |
| <b>Seat Configuration</b>                     |  |
| Seat Material                                 | ● Leather  |
| Electric adjustment of driver's seat          | ● Electric adjustment  |
| Driver seat adjustment method                 | ● Front and rear adjustment ● Backrest adjustment ● Height adjustment (2-way)                                |
| Passenger seat adjustment method              | ● Front and rear adjustment ● Backrest adjustment  |
| First row seat functions                      | ● Heating  |
| Second row seat adjustment                    | ● Front and rear adjustment ● Backrest adjustment  |
| Central armrest                               | ● First row ● Second row   |
| Seat Layout                                   | ● 2+2+3  |
| Rear seat folding method                      | ● Proportional down  |
| Rear cup holder                               | ● Second row ● Third row   |
| <b>Car computer/interconnection</b>           |  |
| Central control color screen                  | ● Touch screen LCD   |
| Center console screen size [inches]           | ● 10.25  |
| <b>Audio and Video Entertainment</b>          |  |
| Multimedia/charging port                      | ● USB ● Type-C   |
| Number of USB/Type-C ports                    | ● 3 Seats in the front row / 4 seats in the back row   |
| Number of speakers                            | ● 8  |
| <b>Lighting functions</b>                     |  |
| Low beam light source                         | ● LED  |
| High beam light source                        | ● LED  |
| Lighting features                             | ● Matrix   |
| LED daytime running lights                    | ●  |
| Headlight function                            | ● Height adjustment ● Automatic opening and closing ● Adaptive high and low beam ● Delayed closing           |
| <b>Glass/Rearview Mirror</b>                  |  |
| First row electric windows                    | ●  |
| Second row power windows                      | ●  |
| One-touch window lifting                      | ● Driving seat   |
| Window anti-pinch function                    | ● Driving seat   |
| Exterior mirror function                      | ● Electric adjustment ● Heated rearview mirror ● Electric folding ● Automatic folding when the car is locked |
| Interior rearview mirror function             | ● Manual anti-glare  |
| Rear side privacy glass                       | ●  |
| Car makeup mirror                             | ● Main driver + lighting ● Co-pilot + lighting   |
| Rain sensor wiper function                    | ● Rain sensor  |
| Rear wiper                                    | ●  |
| <b>Air conditioning/refrigeration</b>         |  |
| First row air conditioning                    | ● Dual-zone automatic air conditioning   |
| Second row air conditioning                   | ● Air outlet   |
| Third row air conditioning                    | ● Air outlet   |
| In-car PM2.5 Filter                           | ●  |

Statement:

All content in this product catalog is subject to the latest real vehicle configuration, please contact the salesperson for details.

